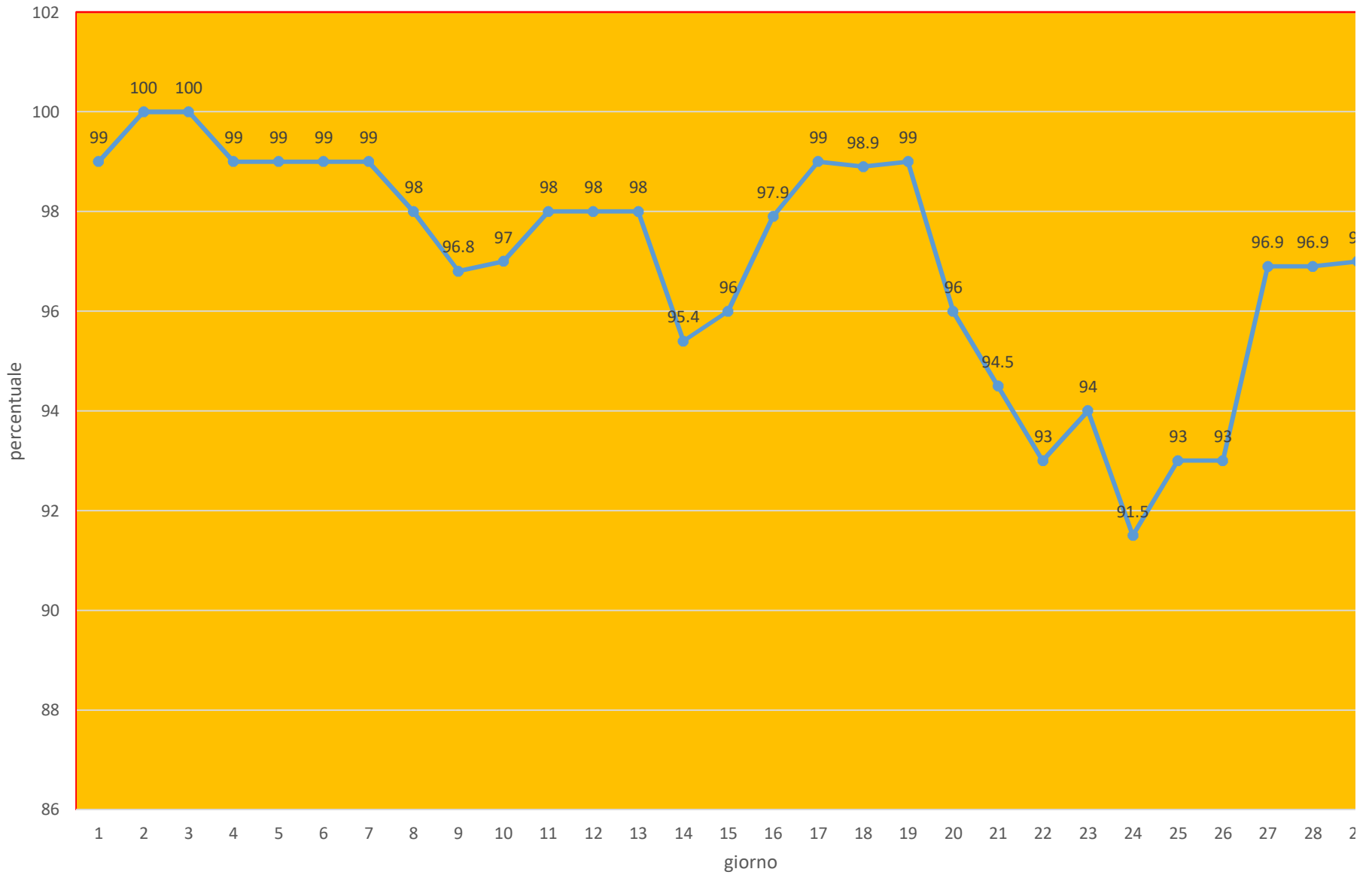


# UMIDITA MASSIMA



## STAZIONE METEO MOBILE ALERTS VILAFRANCA D'ASTI PIANA 175MT

## DATI NOVEMBRE 2020

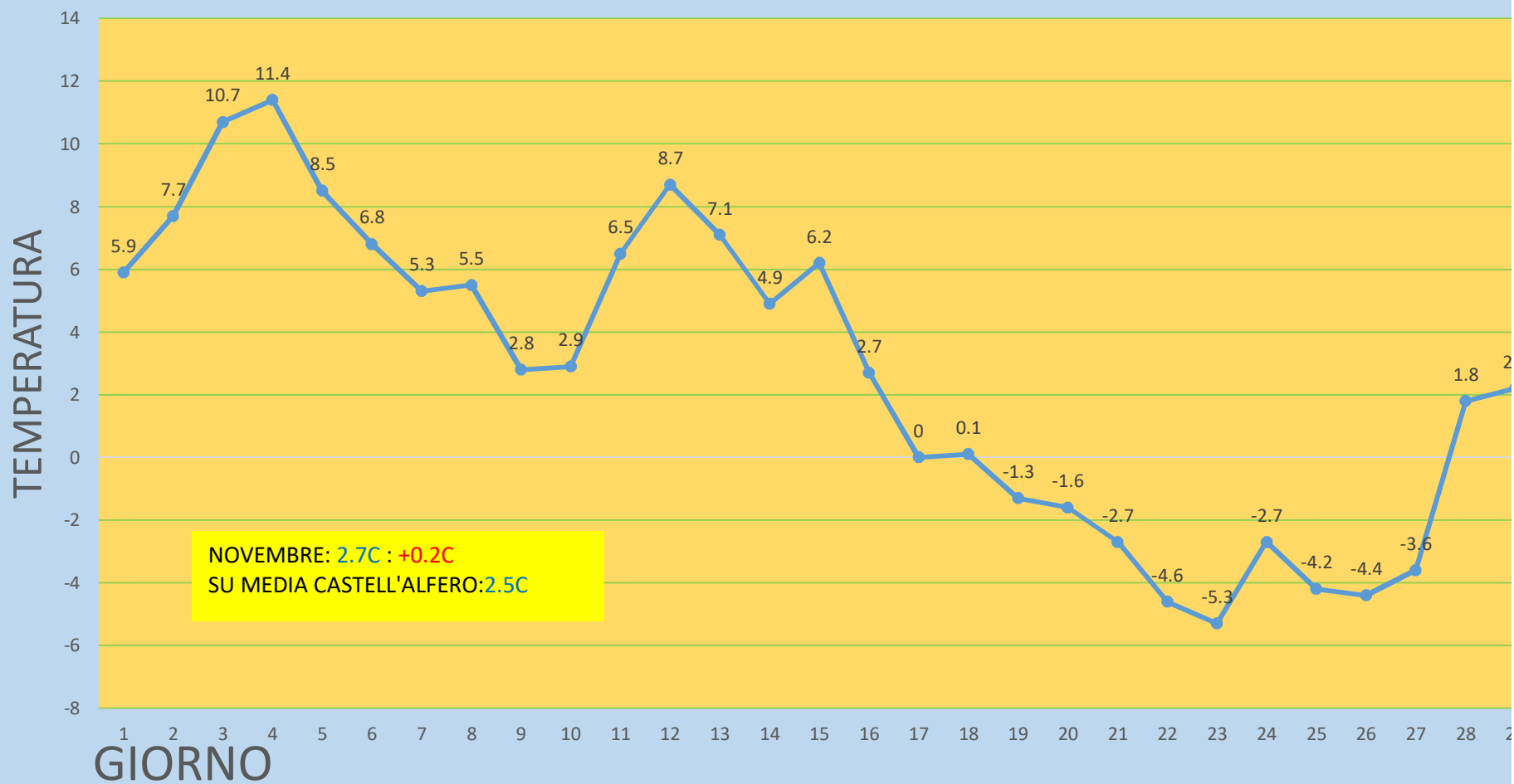
giorno	minima	massima	pioggia(mm)	raffica massima(km\h)	um minima	um max
1	5.9	12.1	0	6.5	92	99
2	7.7	12.6	0	6.5	96	100
3	10.7	14.5	0	5.8	87	100
4	11.4	15	0	4.3	88	99
5	8.5	17.7	0	10.8	76	99
6	6.8	18.2	0	8	68	99
7	5.3	17.3	0	7.8	71	99
8	5.5	18.6	0	9.8	58	98
9	2.8	18	0	7.1	65.1	96.8
10	2.9	16.8	0	6.1	67.6	97
11	6.5	12.7	0	12.6	78	98
12	8.7	12.7	0	12.6	78	98
13	7.1	13.1	0	7.2	77	98
14	4.9	13.1	0	6.5	65	95.4
15	6.2	12.3	0	7.2	78	96
16	2.7	14.3	0	15.1	68	97.9
17	0	11.6	0	13.3	82	99
18	0.1	14.5	0	7.6	59	98.9
19	-1.3	15.9	0	8.4	56	99
20	-1.6	15.5	0	9.4	38.9	96
21	-2.7	11.5	0	18.7	35.1	94.5
22	-4.6	10.5	0	9.7	39.2	93
23	-5.3	11.1	0	9.8	49	94
24	-2.7	13	0	7.9	44.7	91.5
25	-4.2	11.9	0.5	5.4	52	93
26	-4.4	11.6	0	5.1	54.8	93
27	-3.6	7.4	0	7.2	72.2	96.9
28	1.8	7.8	0	6.1	82.1	96.9
29	2.2	11.7	0	18.1	65	97
30	5.2	7.9	0	10.1	81.3	90.7

media massime	media minime	media T	neve	
13.36333333	2.75	8.056666667	0cm	vento medio
pioggia totale	vento medio	umidita min media		0.7
3.9mm(2g+brina)	0,563134014 km/h	67.46666667		0.8
umidita max media	raffica max media	giorni con min<=0		0.3
96.78333333	9.023333333	10		0.2
giorni con max>=15	giorni con max<=10	giorni con min >=10		0.8
9	3	2		0.5
temp min assoluta	temp max assoluta	raffica max assoluta		0.7
-5.3	18.6	18,7 km/h		0.5
giorni di pioggia				0.5
1				0.4
				0.7
				0.3
				0.3
				0.5
				0.5
				0.5
				1
				0.8
				0.7
				0.5
				1.1
				1.3
				0.5
				0.5
				0.5
				0.3
				0.3
				0.4
				0.2
				1.1
				0.4

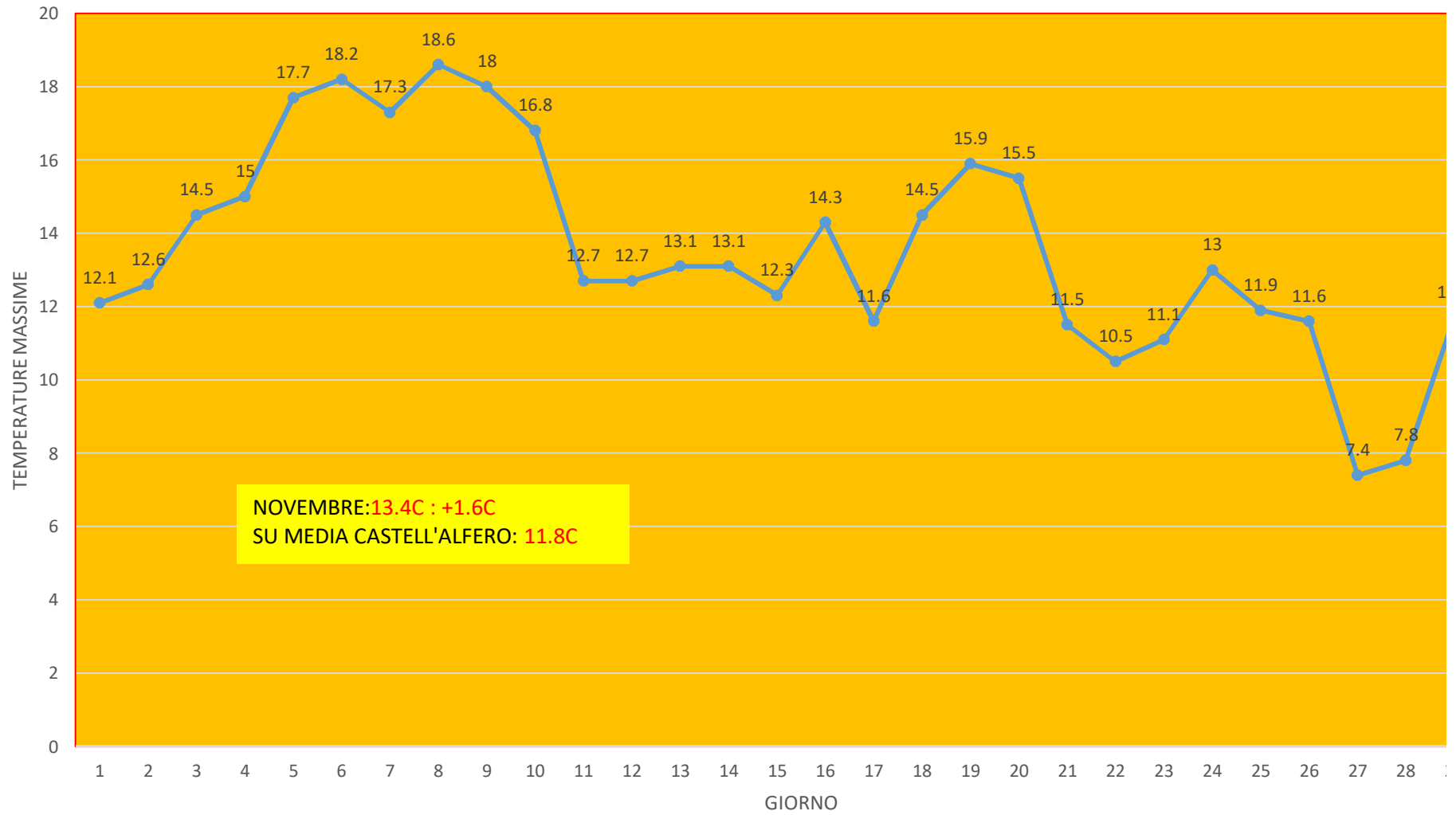
la media di riferimento è la 91-20

medie reali	
TEMPERATURA°C	7.3
UMIDITA RELATIVA(%)	87.8
VENTO MEDIO(KM/H)	0.6
RAFFICA(KM/H)	2.3

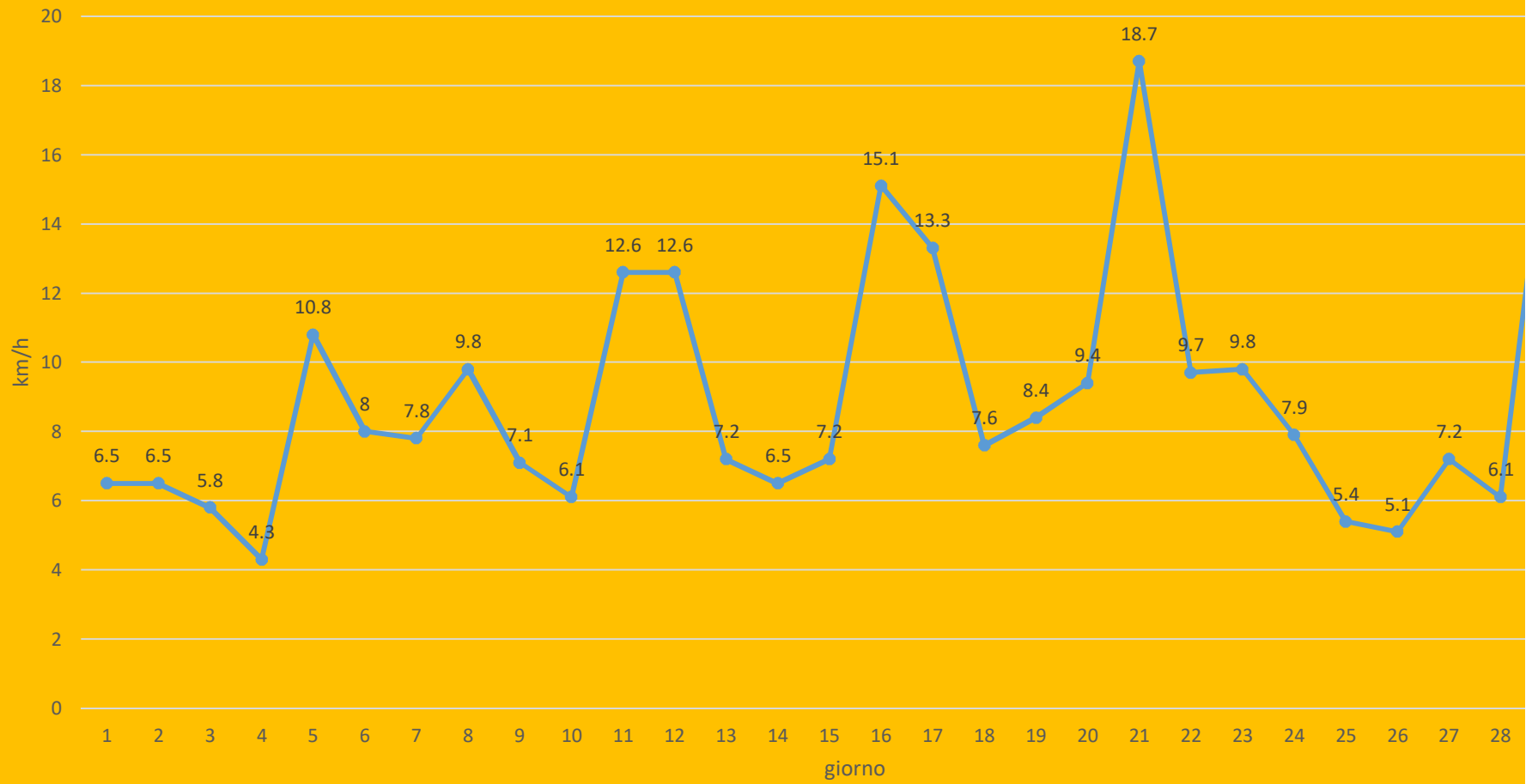
# TEMPERATURE MINIME NOVEMBRE(C) ANDAMENTO



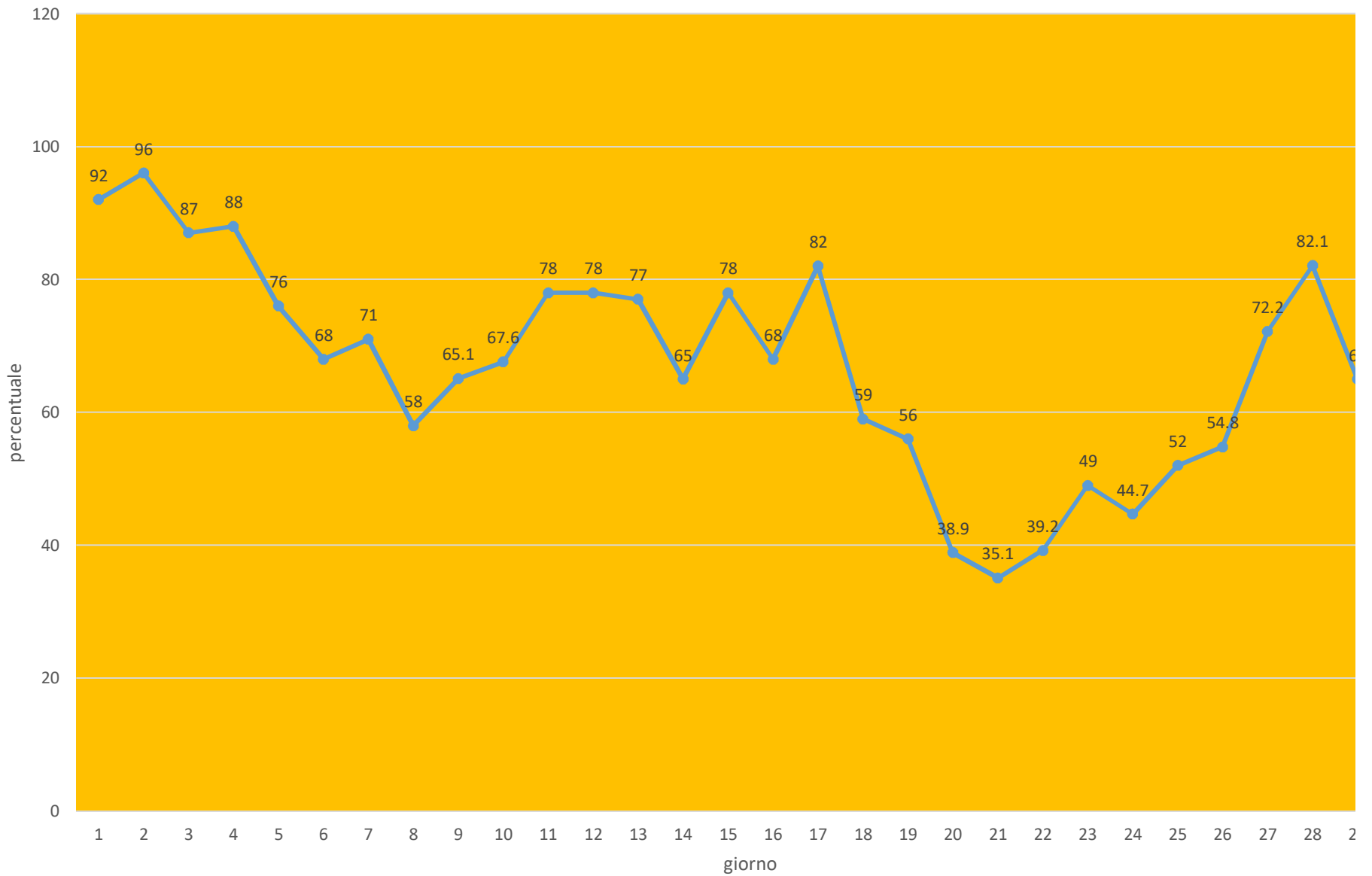
## ANDAMENTO TEMPERATURE MASSIME NOVEMBRE



# andamento raffiche massime



# umidita minima





# ANDAMENTO VENTO MEDIO NOVEMBRE

