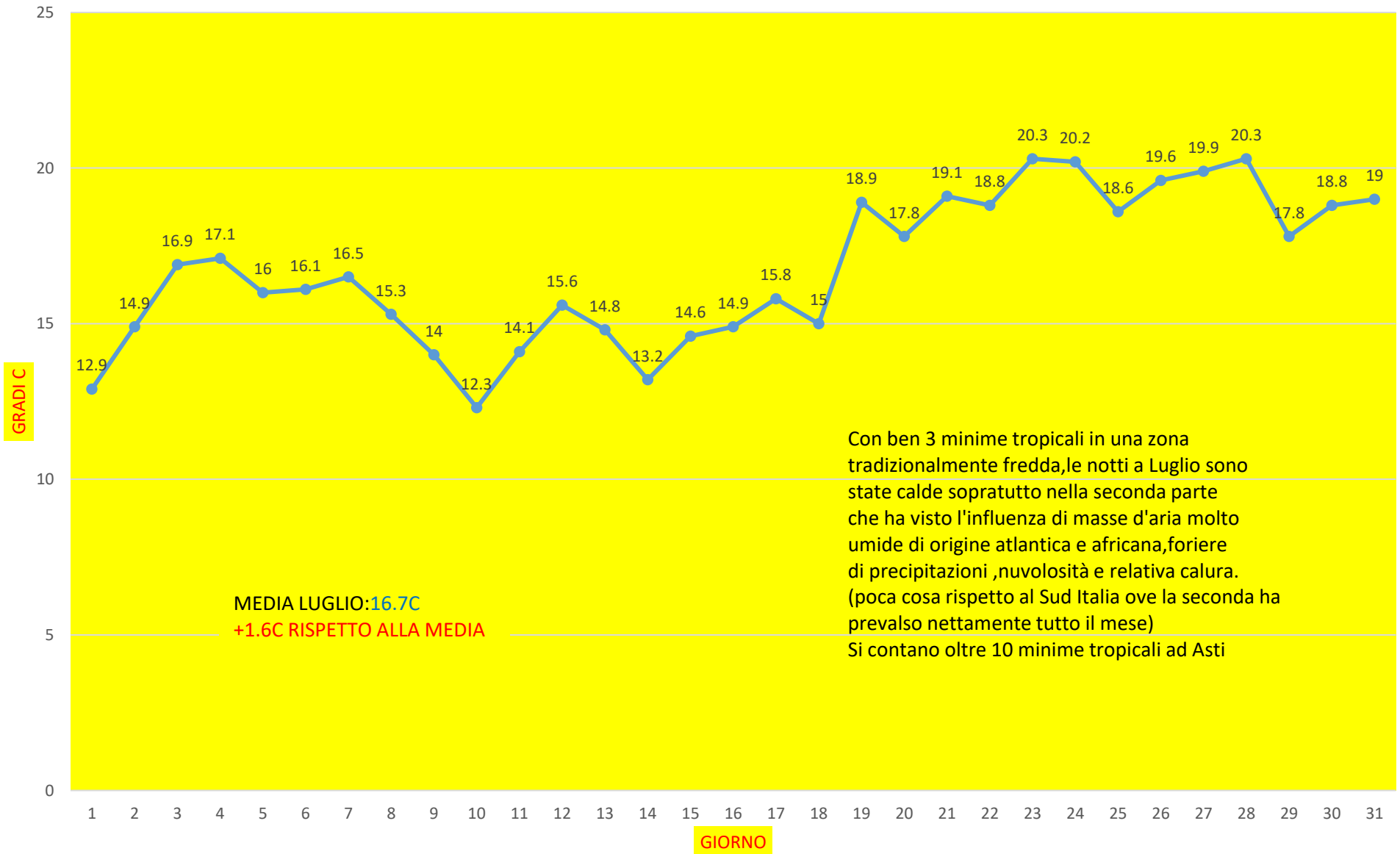
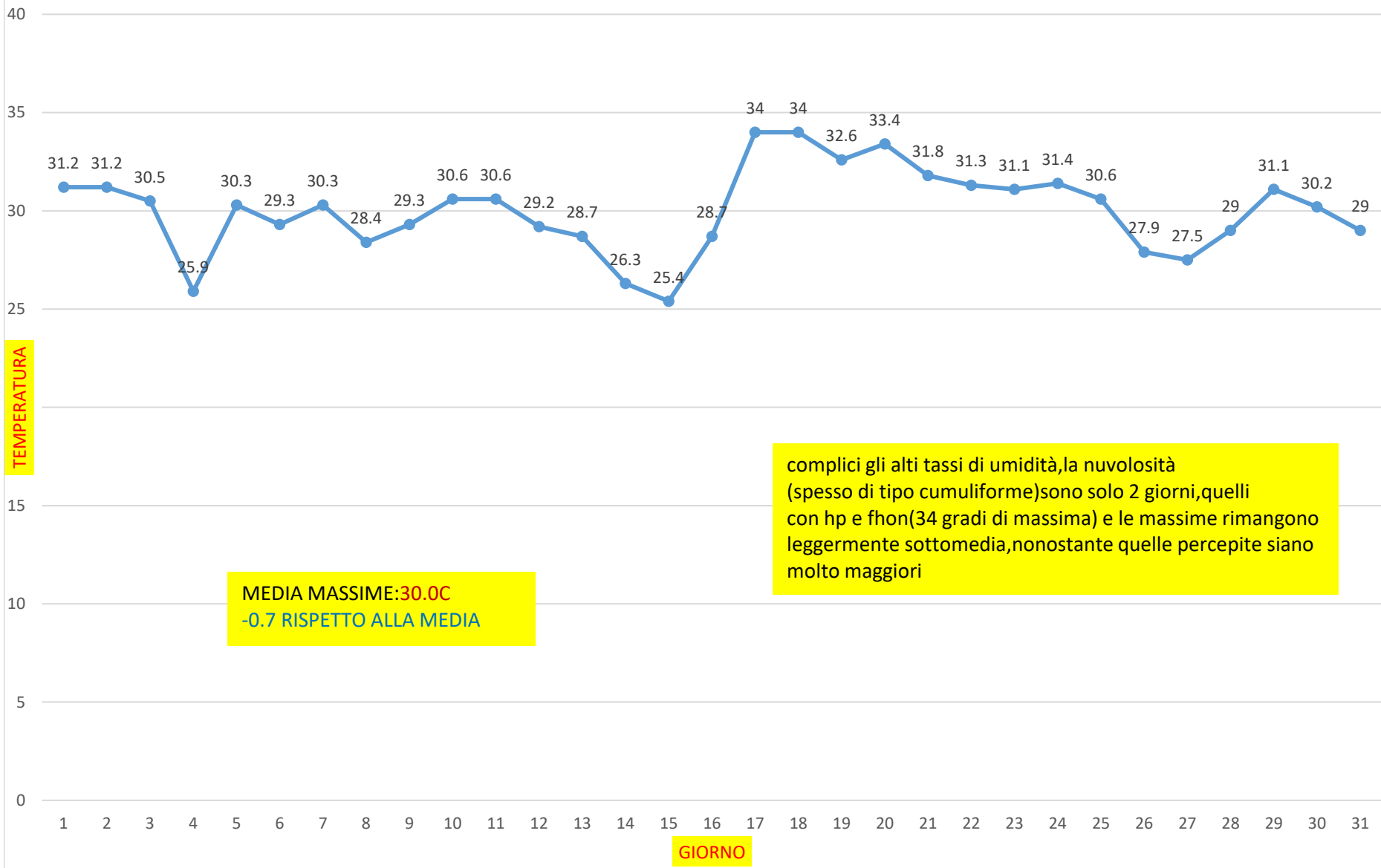


## MINIME



## MASSIME

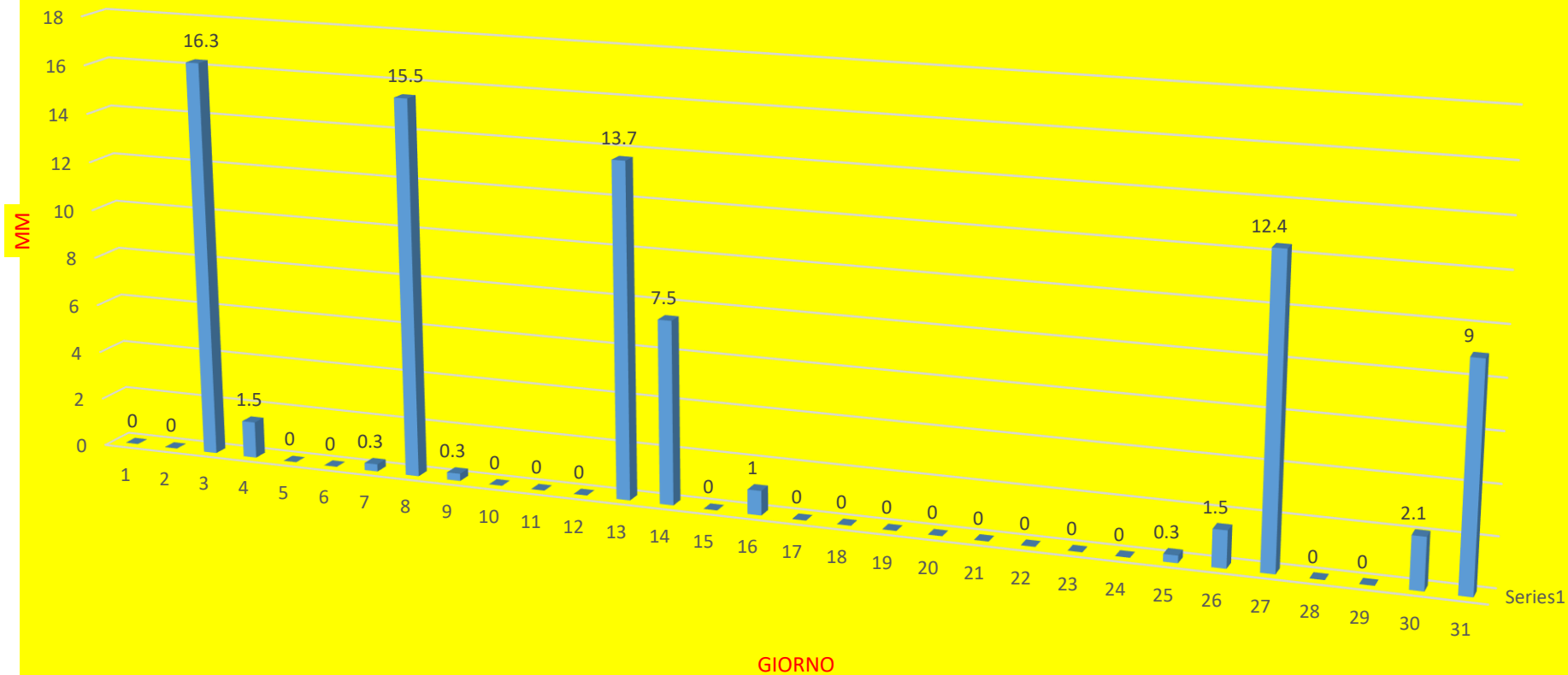


**MEDIA MASSIME:30.0C**  
-0.7 RISPETTO ALLA MEDIA

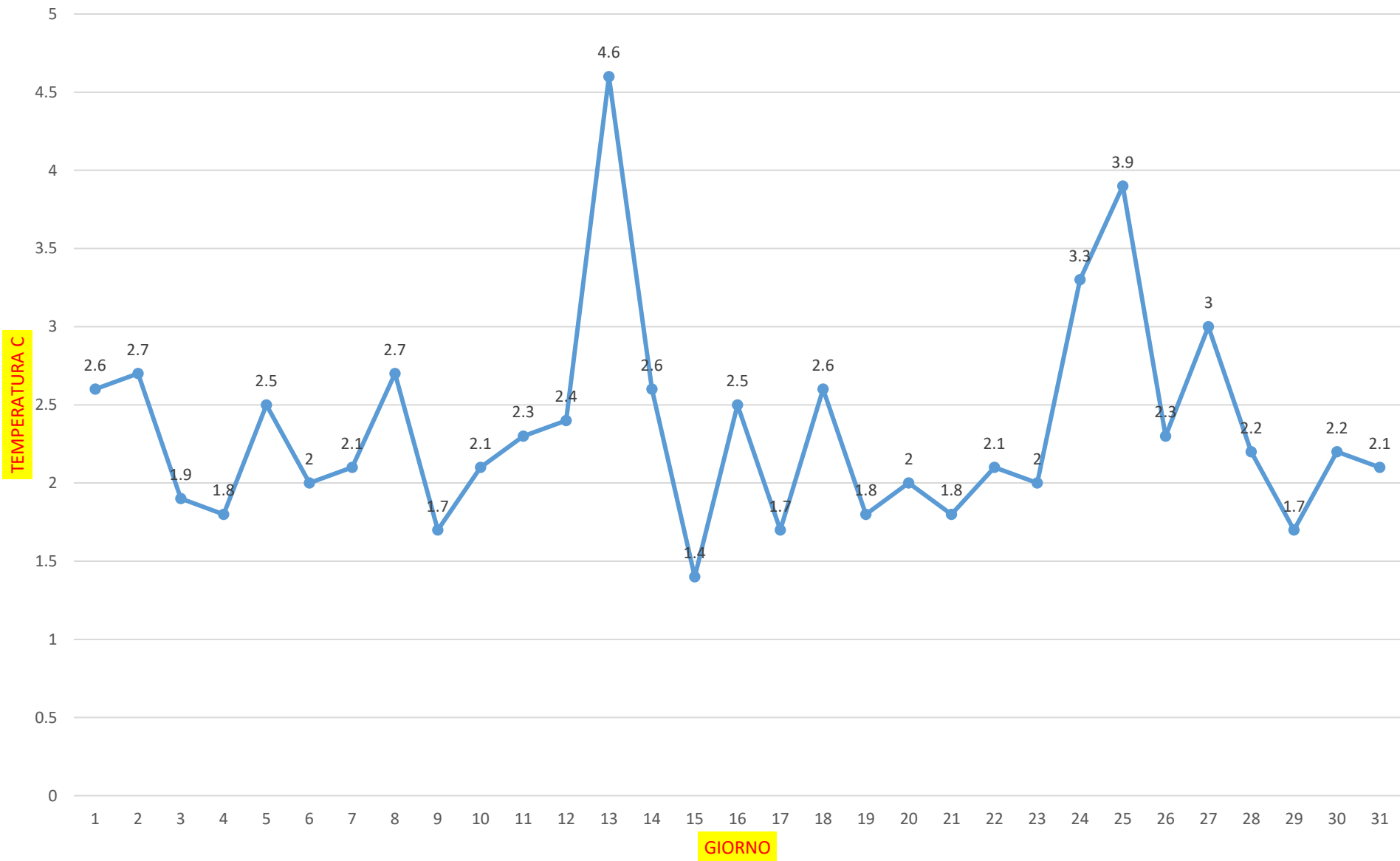
complici gli alti tassi di umidità,la nuvolosità (spesso di tipo cumuliforme)sono solo 2 giorni,quelli con hp e fhon(34 gradi di massima) e le massime rimangono leggermente sottomedie,nonostante quelle percepite siano molto maggiori

## PIOGGIA (MM)

PIOGGIA TOTALE: **81.3 MM** +31.3 MM RISPETTO  
ALLA MEDIA SURPLUS PLUVIOMETRICO: +38.5%  
GIORNI DI PIOGGIA 10:2 VOLTE LA MEDIA  
LA PIOGGIA E 2.6 VOLTE MENO CONCENTRATA DELLA MEDIA

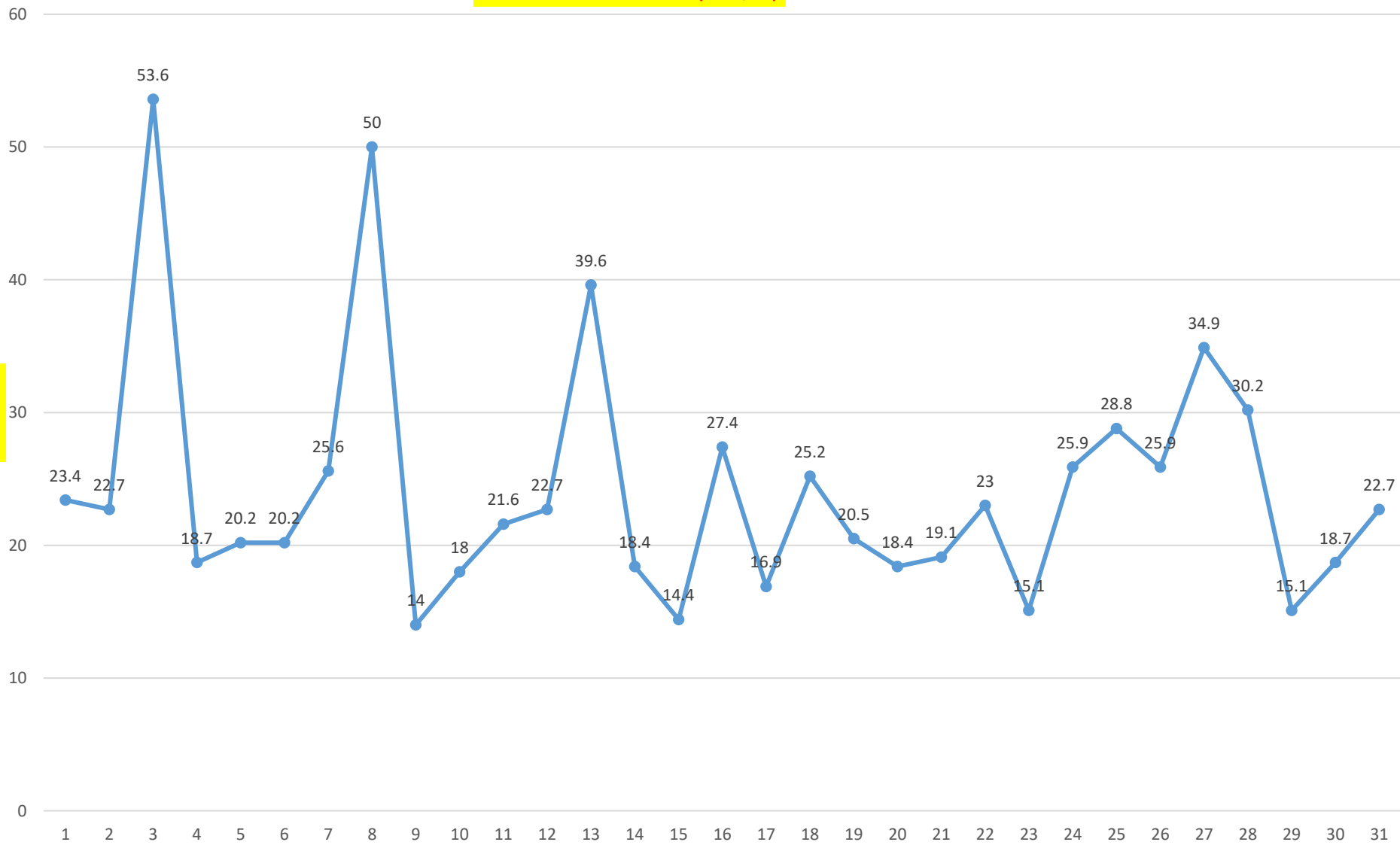


# VENTO MEDIO KM/H



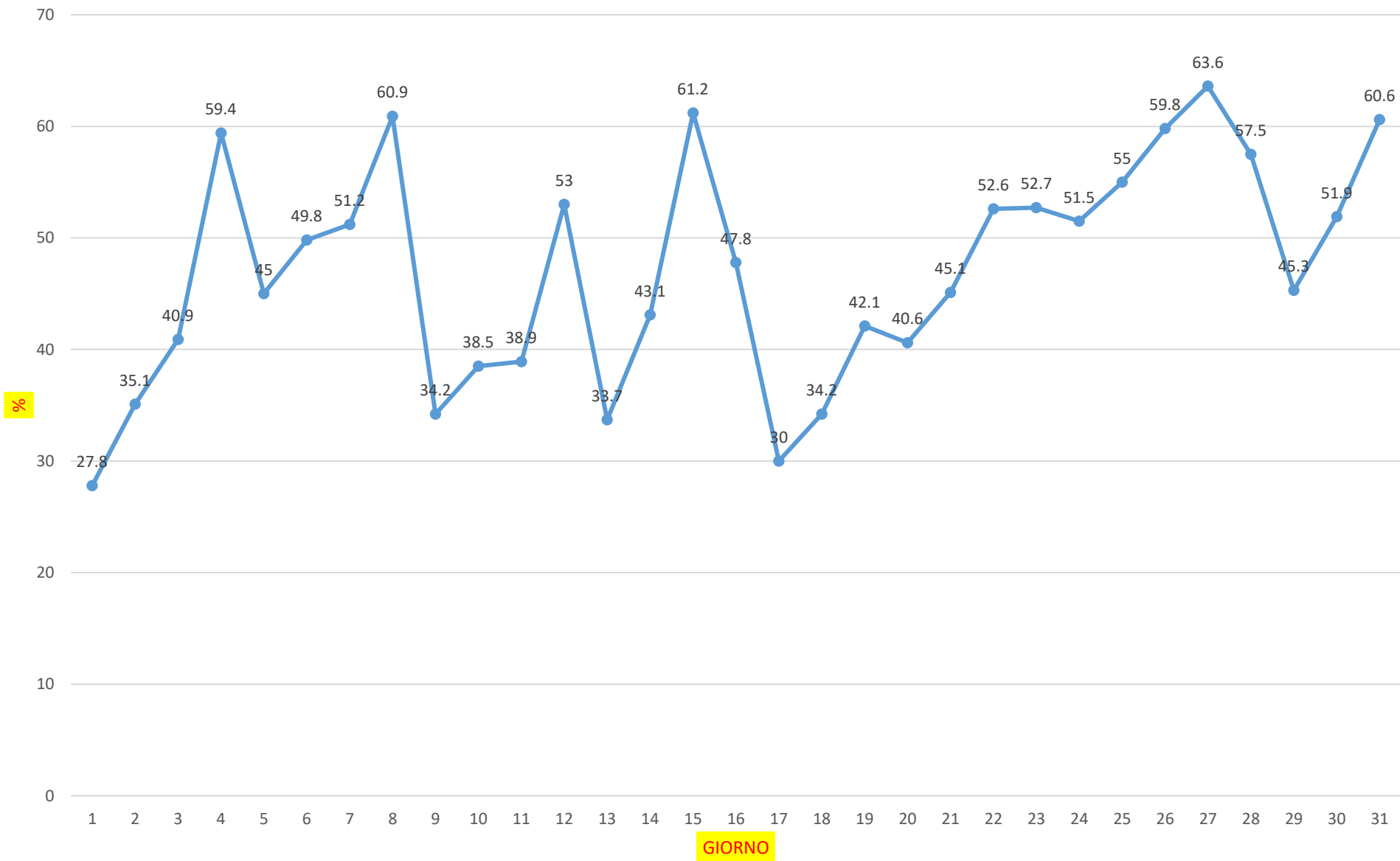
# RAFFICA MASSIMA(KM/H)

INTENSITA

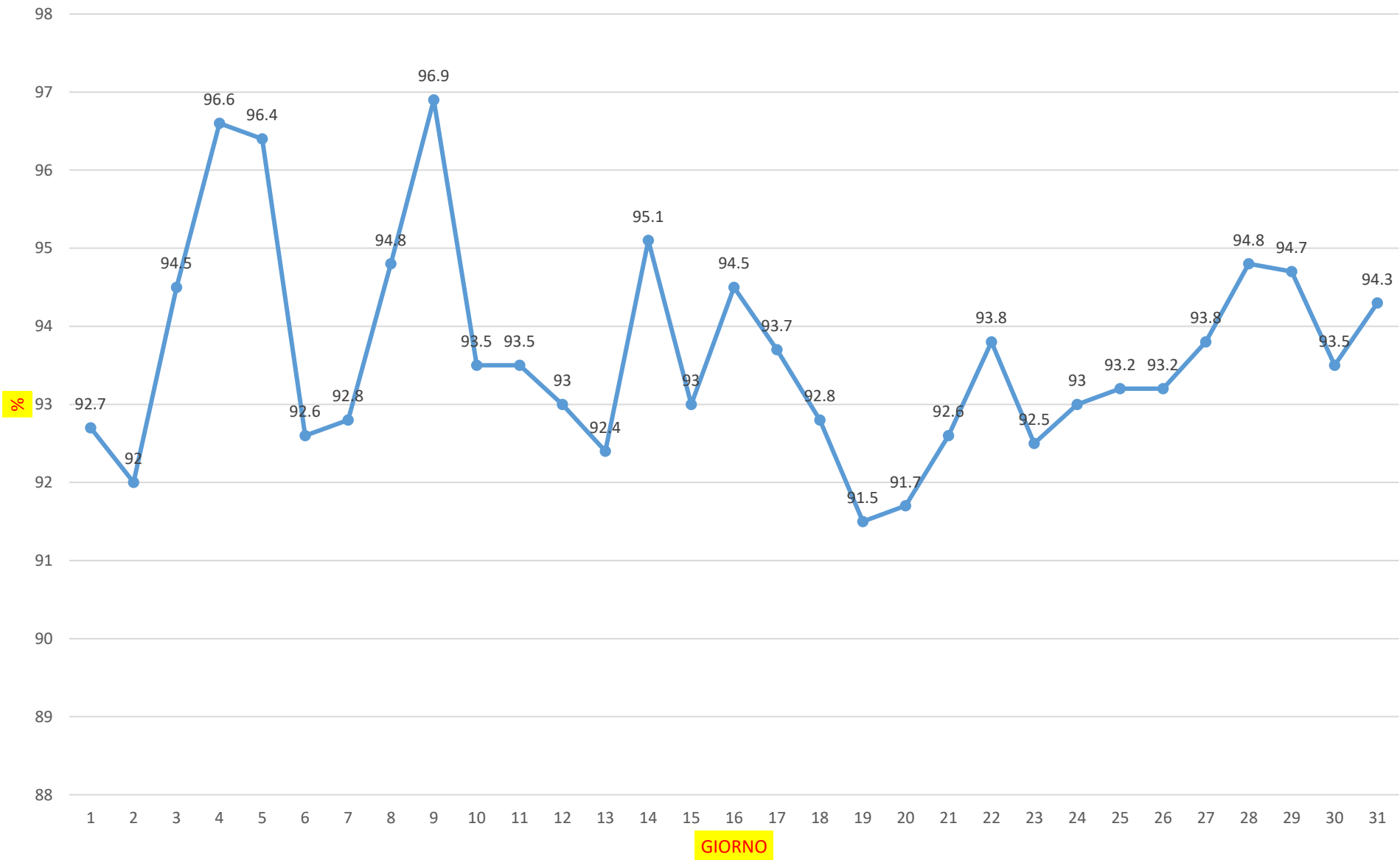


GIORNO

# UMIDITA MINIMA



# UMIDITA MASSIMA



## STAZIONE METEO VILAFRANCA D'ASTI PIANA(172MT)MOBILE ALERTS

## DATI LUGLIO 2021

GIORNO	MINIMA°C	MASSIMA°C	pioggia(mm)	vento medio (km/h)	raffica(km/h)	um. Min.(%)	
1	12.9	31.2	0		2.6	23.4	27.8
2	14.9	31.2	0		2.7	22.7	35.1
3	16.9	30.5	16.3		1.9	53.6	40.9
4	17.1	25.9	1.5		1.8	18.7	59.4
5	16	30.3	0		2.5	20.2	45
6	16.1	29.3	0		2	20.2	49.8
7	16.5	30.3	0.3		2.1	25.6	51.2
8	15.3	28.4	15.5		2.7	50	60.9
9	14	29.3	0.3		1.7	14	34.2
10	12.3	30.6	0		2.1	18	38.5
11	14.1	30.6	0		2.3	21.6	38.9
12	15.6	29.2	0		2.4	22.7	53
13	14.8	28.7	13.7		4.6	39.6	33.7
14	13.2	26.3	7.5		2.6	18.4	43.1
15	14.6	25.4	0		1.4	14.4	61.2
16	14.9	28.7	1		2.5	27.4	47.8
17	15.8	34	0		1.7	16.9	30
18	15	34	0		2.6	25.2	34.2
19	18.9	32.6	0		1.8	20.5	42.1
20	17.8	33.4	0		2	18.4	40.6
21	19.1	31.8	0		1.8	19.1	45.1
22	18.8	31.3	0		2.1	23	52.6
23	20.3	31.1	0		2	15.1	52.7
24	20.2	31.4	0		3.3	25.9	51.5
25	18.6	30.6	0.3		3.9	28.8	55
26	19.6	27.9	1.5		2.3	25.9	59.8
27	19.9	27.5	12.4		3	34.9	63.6
28	20.3	29	0		2.2	30.2	57.5
29	17.8	31.1	0		1.7	15.1	45.3
30	18.8	30.2	2.1		2.2	18.7	51.9
31	19	29	9		2.1	22.7	60.6
<b>medie</b>	16.7	30.0	<b>totale 81.3 mm</b>	2.3 km/h		24.2 km/h	47.2





um.Max.(%)

92.7

92

94.5

96.6

96.4

92.6

92.8

94.8

96.9

93.5

93.5

93

92.4

95.1

93

94.5

93.7

92.8

91.5

91.7

92.6

93.8

92.5

93

93.2

93.2

93.8

94.8

94.7

93.5

94.3

93.7

massima più alta    minima più bassa    minima più alta

34

12.3

20.3

minime <=15    pioggia massima per giorno    vento più forte

9 16.6 mm

53.6 km/h

**MEDIE REALI**

TEMPERATURA

22.9C

0.1

VENTO

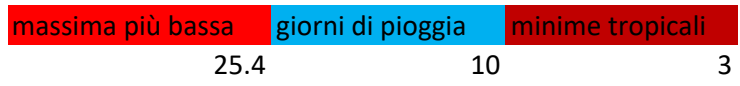
2.3km/h

RAFFICA

6.4 km/h

UMIDITA

74%



SCARTO MEDIA